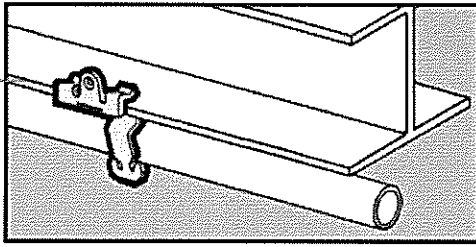



Beams



- Quickly attaches conduit to beams.
- Fasteners will rotate 360°.
- Simply installed with a hammer.

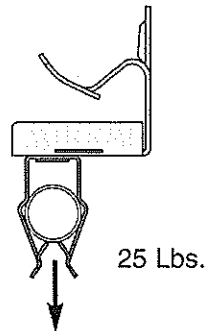
Push-Type Conduit To Beam Fasteners



UPC/Part Number	Catalog Number	Conduit Size	Flange Thickness	Box Qty.
781011 19310	BP-8-U-2-4	1/2" EMT	1/8" - 1/4"	100
781011 19315	BP-8-U-5-8	1/2" EMT	5/16" - 1/2"	100
781011 19320	BP-8-U-9-12	1/2" EMT	9/16" - 3/4"	100
781011 19405	BP-12-U-2-4	3/4" EMT 1/2" IMC, Rigid	1/8" - 1/4"	100
781011 19410	BP-12-U-5-8	3/4" EMT 1/2" IMC, Rigid	5/16" - 1/2"	100
781011 19415	BP-12-U-9-12	3/4" EMT 1/2" IMC, Rigid	9/16" - 3/4"	100
781011 19490	BP-16-U-2-4	1" EMT 3/4" IMC, Rigid	1/8" - 1/4"	100
781011 19495	BP-16-U-5-8	1" EMT 3/4" IMC, Rigid	5/16" - 1/2"	100
781011 19500	BP-16-U-9-12	1" EMT 3/4" IMC, Rigid	9/16" - 3/4"	100

Beams

Ultimate Static Load Capacity



Read safety/installation instruction sheets in packages before use. These products are designed for positioning only. No load rating.

